identity+ ®

Your identity is your smile

FIRST ONE IN GURUGRAM

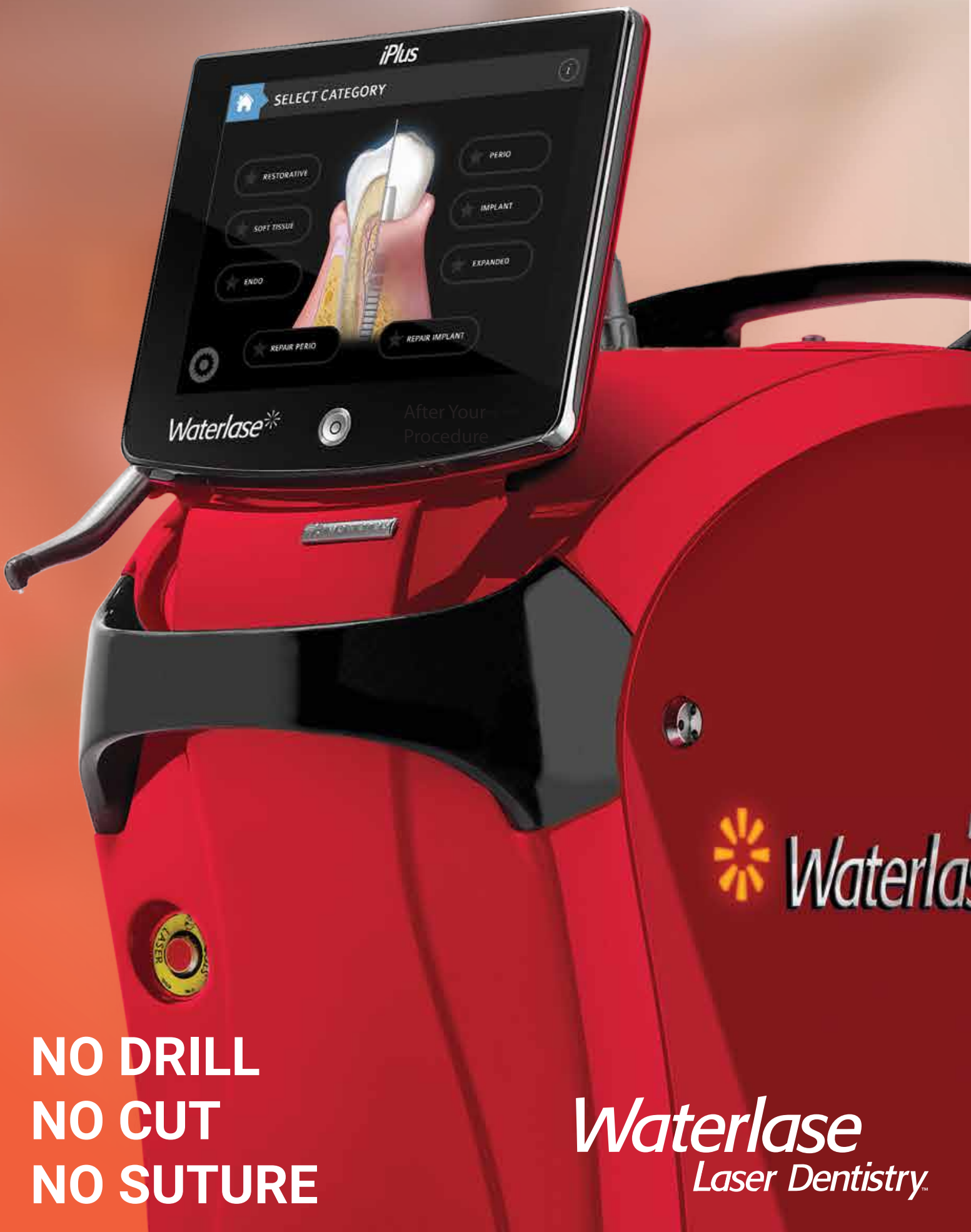

NO DRILL
NO CUT
NO SUTURE

Waterlase
Laser Dentistry™

DR. SHARAD GUPTA

Smile Design Expert, Prosthodntist, & Implantologist

Expertise in Smile Design, Oral Implants, Maxillofacial Prosthesis,
Dental Lasers, Minor Oral Surgical and Perio-Plastic Procedures.



DR. VISHAKHA GUPTA

Dental Surgeon & Root Canal Expert

Expertise in Dental Lasers, Microscopic Endodontics, Aesthetic Dentistry, Paediatric, Preventive Dentistry and Dental Composites



SMILE TO THE WORD AND THE WORLD WILL SMILE BACK TO YOU





identity+®

Your identity is your smile

REPAIR

PERIODONTITIS PROTOCOL

Effectively manage your periodontal and peri-implantitis patients with the REPAIR protocols and Waterlase iPlus!

REPAIR Perio™ and REPAIR Implant™ were developed to provide clinicians scientifically advanced treatment options to assist in the management of periodontitis and peri-implantitis patients. Utilizing the Waterlase iPlus and patented Radial Firing Perio Tip™, REPAIR provides a safe, effective laser treatment protocol that patients prefer.

REPAIR Perio Benefits:

- Patient-preferred, minimally invasive, periodontal laser protocol
- Treat site specific or full mouth cases for greater flexibility in treatment planning
- Capable of gentle removal of subgingival calculus
- Supported by clinical evidence and scientific research
- Promotes cementum-mediated periodontal ligament new-attachment to the root surface in the absence of long junctional epithelium







"REPAIR is the effective protocol for managing periodontitis for it reverses the inflammatory process. The natural partner for REPAIR is the iPlus due to its ability to create a positivehealing environment for soft and hard tissue including bone and tooth surface."

Dr. SHARAD GUPTA

REPAIR

PERI-IMPLANTITIS PROTOCOL

REPAIR Implant Benefits:

- Patient-preferred, minimally invasive, peri-implantitis laser protocol
- Easy access to implant surface
- Closed flap protocol can be used to manage early peri-implantitis
- Treat site-specific or full-mouth therapy for flexibility in treatment planning
- Supported by clinical evidence and scientific research
- Laser photoacoustic properties effectively debride the implant surface[3]







"Waterlase iPlus is an integral part of every procedure I do. The results we achieve are outstanding, with so much less stress, so much more fun and so much more comfort for patients."

Dr. SHARAD GUPTA

UNRIVALED CLINICAL VERSATILITY

Waterlase iPlus has over 80 different indications for soft tissue, hard tissue and bone — more than any other laser. As your clinical skills grow, the number and type of procedures you perform grows with you.

- Give your patients the best possible dental experience
- Be one of the first to offer your patients single-visit, multiple-quadrant, minimally invasive dentistry
- Add incremental procedures to your practice to retain patients and attract new ones
- Guaranteed to grow your practice

Class I Cavity Preparation



PRE-OP IMMEDIATE POST-OP

Troughing



Subgingival Class V Cavity Preparation



PRE-OP IMMEDIATE POST-OP

Implant Recovery



PRE-OP IMMEDIATE POST-OP

Gingival Recontouring



PRE-OP IMMEDIATE POST-OP

Frenectomy



PRE-OP IMMEDIATE POST-OP

Posterior Osseous Crown Lengthening



PRE-OP INTRA-OP IMMEDIATE POST-OP

REPAIR Perio



PRE-OP IMMEDIATE POST-OP

Implant Recovery

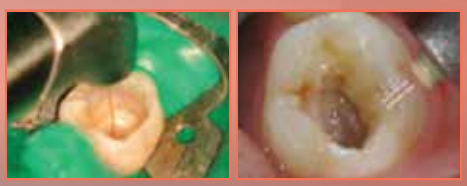

PRE-OP IMMEDIATE POST-OP

Gingival Recontouring



PRE-OP IMMEDIATE POST-OP

For a complete library of Waterlase iPlus clinical videos, visit: http://www.identityplus.in/

identity+®

Your identity is your smile

VISION

To be leaders in quality denatofacial care, and to promote oral prevention, care and awareness through a preventive approach in the society.

MISSION

01 We will initiate preventive oral practices and deliver quality and modern dental services.

02 We believe in teamwork in our approach to finding innovative solutions and will promote technology and advancement routinely.

03 We respect all patients and will provide them personal care, ethical, and appropriate treatment.

04 We are commited to an indepth and modern sterilization protocol.

05 We will continually learn and knowledge and be committed to our endevaour to teach and spread dental awareness.

06 We will continually learn and knowledge and be committed to our endevaour to teach and spread dental awareness.

OUR PHILOSOPHY

We will diagnose, plan treatment, and motivate patients to proceed with a comprehensive treatment plan but most importantly, we will act with professionalism, performing to the highest standards of knowledge, where our team can execute the services needed with a very high level of predictive success.

WHAT IS ALL TISSUE LASER DENTISTRY

WaterLase iPlus is a BIOLASE product that utilizes a water energized laser beam to treat oral tissue such as teeth and gums, and even bone.

The Biolase® Waterlase is an Er,Cr:YSGG 2780nm Class IV laser specifically designed for use on oral soft and hard tissues

Waterlase Dentistry is minimally invasive, painless, superior comfort, bloodless and also very satisfying to the patient

BENEFITS OF *Waterlase*
Laser Dentistry™



Waterlase Dentistry

Waterlase Dentistry is one of the most advanced dental treatments available today. Waterlase uses a patented technology that combines focused light energy with a stream of water for a highly precise, exceptionally gentle dental experience.

Waterlase allows your dentist to perform a wide range of procedures with benefits including:

- Gentler treatment with faster healing
- Less anesthetic for most procedures
- Can treat dental needs in more than one part of the mouth in one visit
- Replaces the use of dental drill
- Makes dental care a more relaxing experience for you

CAVITY TREATMENT



Tooth Decay



Tooth Decay Removal with Laser



Clean Cavity without Drilling

WHAT YOU SHOULD KNOW

Cavity or tooth decay is caused by acid producing bacteria's in mouth. Dental Laser helps in removing cavities without cutting healthy tooth structure . There is no drilling required. Laser assisted cavity fillings are highly durable and long lasting too as compared to drilling.

Cost of Laser cavites at identt plus is only 3000 INR - 4000 INR
Time duraton : 30 min - 1 hr per filing



"I had a Waterlase filling, and it was so much better than the traditional fillings. It feels like nothing happened. Really, no big deal. „

Waterlase is used by doctors every day, and has helped over **27,300,000 smiling patients worldwide!**



Why Waterlase Dentistry™ for Cavities?

Did you know that tooth enamel is the hardest material in the human body? That's why dentists have used drills to work on teeth. Now there's a gentler way to fix decay. Waterlase dentist. From the moment your Waterlase™ dentist begins to work you'll feel the difference!

The Benefits of Water Laser Dentistry

Waterlase Dentistry uses laser energy and a gentle spray of water to perform a wide range of dental procedures — without the heat, vibration and pressure associated with the dental drill. With many procedures, it's possible to use less anesthetic, or no anesthetic at all.



The Waterlase uses laser energy and a gentle spray of water to prepare your tooth for a cavity restoration.



MORE CONVENIENT

Your Waterlase dentist can often get you in and out of the dentist chair faster, since it's less likely that you'll need an injection.

Not using anesthetic can allow your dentist to perform procedures that used to require more than one visit in a single appointment. Also, a Waterlase dentist can now perform procedures that once meant an additional trip to a specialist, saving you even more time.

MORE PRECISE

A Waterlase dentist can remove decay far more precisely with laser than with a drill. Laser preserves more of your healthy tooth structure and avoids possible micro-fractures of the tooth caused by friction of the drill.

Saving your natural teeth can save you the discomfort and cost of bridges, dentures and implants. Even better, studies show people with natural teeth live longer.



	Conventional Treatment with Drill and Anesthetic	Waterlase Dentistry Treatment
Before Your Procedure	Local anesthetic with needles and shot usually required to prevent pain. You wait while anesthetic takes effect.	Many procedures performed with Waterlase Dentistry require little or no topical anesthetic, so dentist can begin work right away.
During Your Procedure	Drill typically causes discomfort from heat, vibration and pressure from contact of drill on tooth.	Laser light and gentle spray of water typically causes little or no discomfort
After Your Procedure	You will typically have a numb lip or cheek, which can restrict eating and speaking until the anesthetic wears off.	If anesthetic has not been required you can return to normal activities immediately.

ROOT CANAL TREATMENT



Tooth Decay involving Pulp/ Root canals



Laser Conditioning of Pulp chamber



Laser /acoustic root canal disinfection



Cleaned canals for final filling

WHAT YOU SHOULD KNOW

Root Canal Treatment is done to remove infected nerves and blood vessels. Laser assisted RCT removes all infection by photo acoustic cleaning thus ensuring complete elimination of infection and can be effectively used to treat hopeless and difficult cases with ease and predictability

Cost of Laser Assistd RCT at identt plus is only 6000 -8000 INR
Average Time duraton : 1-2 hrs (1-2 sitings)

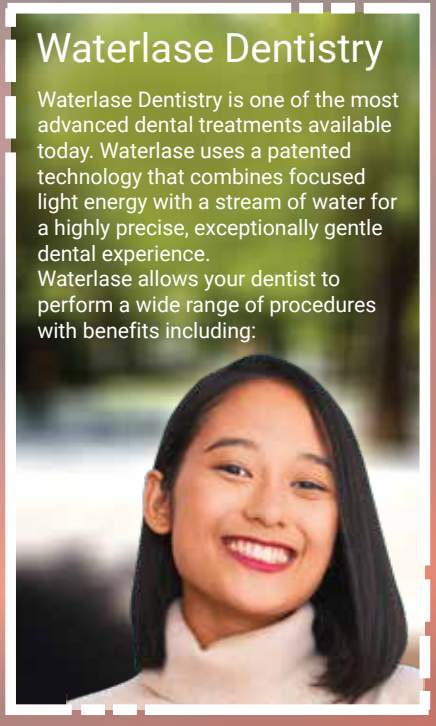

"I really like my dentist's holistic approach to dentistry."

Nick, Washington
Waterlase Patient



Save Your Teeth For A Natural Smile!

Your teeth can last a lifetime with proper oral hygiene care and routine dental visits. Sometimes your teeth may have an infection. When disease or injuries occur to the dental pulp, endodontic therapy may be required.

What is Endodontic Therapy?

Endodontics is the branch of dentistry concerning dental pulp and tissues surrounding the roots of a tooth. Infection in the pulp can spread to surrounding tissues around the root of the tooth which can cause swelling and pain. In some cases, there may be no pain, however, bacteria from the infection can also damage your jawbone which holds your teeth.

Endodontic therapy, or root canal therapy, treats the soft pulp tissue inside the tooth to eliminate bacteria from the infected root canal. Without root canal therapy, the damage can be irreversible, possibly causing you to lose your tooth.

Once the infected pulp is carefully removed and properly cleaned, the tooth is filled and sealed. Complicated or high-risk cases may be referred to an Endodontist. Most times, your general dentist can perform root canal therapy.



When is Therapy Needed?

There can be several causes for pulpitis the condition caused by infection or inflammation of the pulp which is the soft tissue inside the tooth made up of blood vessels and nerves. Enamel and dentin layers protect the pulp. When these layers are damaged, bacteria enter the pulp causing pain, swelling, and other dental issues.

These protective layers can be compromised by several conditions including:

- Cavities or tooth decay
- Injuries to the tooth, such as a cracked or chipped tooth
- Other dental issues, such as jaw misalignment or tooth grinding

Symptoms of Pulpitis:

- Inflammation
- Pain when chewing
- Sensitivity to cold or hot foods/drinks
- Gum abscess (a pocket of pus that forms in the gums)

The Benefits of Waterlase Dentistry

MORE COMFORTABLE

Waterlase Dentistry is a kinder, faster, more effective alternative for traditional endodontic therapy. Working deep into the dentinal tubules, Waterlase uses laser energy and a gentle spray of water that cleans and kills bacteria (up to 96%) decreasing the use of harsh chemicals providing a more holistic approach.[2]



KIDS DENTAL TREATMENT



Pulpotomy for treating infected pulp in kids



Laser Conditioning of Coronal Pulp



Laser sealing of root pulp

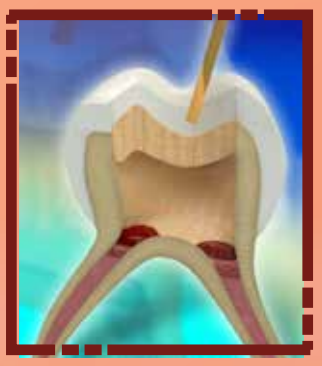

Cleaned and disinfected tooth ready for filling

WHAT YOU SHOULD KNOW

Pulpotomy is done in milk teeth to treat infected pulp in the crown part.
Laser assisted Pulpotomy is painless, well accepted by kids and pain free procedure

Cost of Laser Assistd Pulpotmy at identt plus is only 5000 INR
Average Time duraton : 30 mins- 1hr (1-2 sitings)

Waterlase Dentistry

Waterlase Dentistry is one of the most advanced dental treatments available today. Waterlase uses a patented technology that combines focused light energy with a stream of water for a highly precise, exceptionally gentle dental experience.
Waterlase allows your dentist to perform a wide range of procedures with benefits including:



"just love coming into the dentist and having the option of laser dentistry for my two kids. The whole experience is just so much better — for all of us"

Susan, Florida
Parent of Waterlase Patient



Kid Preferred… Mom Approved!

The Waterlase™ laser uses combination of laser energy and water to perform dental procedures that otherwise are performed with a dental drill or scalpel.

This gentler method of treatment can help eliminate fear and anxieties associated with dental visits and help foster a healthier life-long mindset about oral care

Gentle & Precise

Waterlase Dentistry™ is a gentler and more precise treatment option for your child's dental needs. The American Academy of Pediatric Dentistry recognizes the use of lasers in dental procedures for infants, children,adolescents, and people with special health care needs.

Preferred Treatment for Tooth Decay

Waterlase laser energy quickly removes cavities with pinpoint accuracy — without the heat, vibration, and shrill sound of the drill.
For the majority of patients, no anesthesia is necessary. Fewer shots mean less anxiety and stress for both you and your child. Little to no numbness after the procedure leads to less accidental cheek biting, and fewer adverse side effects associated with anesthesia.

Less Trauma and Faster Healing

Patients treated with laser energy recover more quickly. The Waterlase stops bleeding before it starts, making procedures less painful and traumatic. Healing can occur more rapidly with less discomfort for your child and a reduced need for post-operative medication





No more loud, scary drill. The Waterlase dental laser makes a sound like popping popcorn



LASER GUM TREATMENT



Gum Diseases like gingivitis/ periodontitis



Laser removal of diseased gum lining



Laser debridement of root surface deposits



Cleaned and disinfected tooth with tighter non bleeding gums

WHAT YOU SHOULD KNOW

A wide variety of Gum conditions like gingivitis, periodontitis, gum abscess, gum tightening etc can be undertaken with minimally surgical approach with dental laser ensuring faster healing, minimal pain and good results

Cost of Laser Gum Treatment per tot on an average at identt plus is only 3000 - 4 000 INR Average Time duraton : 10 mins- 20min per tot



Dark Gums due to excessive pigmentation



Bloodless Laser peeling of pigmented layer of gum



Clean and smart gum appearance

WHAT YOU SHOULD KNOW

Gum Depigmentation can be undertaken with minimal surgical approach with dental laser ensuring faster healing, minimal pain and pleasing smiles

Cost of Laser Gum Treatment per tot on an average at identt plus is only 3000 - 4 000 INR Average Time duraton : 10 mins- 20min per tot

SMILE ALL THE WAY HOME WITH REPAIRTM PERIODONTAL LASER TREATMENT

WHAT IS GUM DISEASE?

Gum disease is an infection of the tissues that surround and support your teeth. It is a major cause of tooth loss in adults. Because gum disease is usually painless, you may not know you have it. Also referred to as periodontal disease, gum disease is caused by plaque, the sticky film of bacteria that is constantly forming on our teeth.

HERE ARE SOME WARNING SIGNS THAT CAN SIGNAL A PROBLEM:

- Gums that bleed easily
- Red, swollen, tender gums
- Gums that have pulled away from the teeth
- Persistent bad breath or bad taste
- Permanent teeth that are loose
- Any change in the way your teeth fit together when you bite
- Any change in the fit of partial dentures



IT'S NOT JUST GUM DISEASE. IT'S YOUR HEALTH.

If you have been told that you have gum disease, you are not alone. Nearly 70% of adults have some form of gum disease. The most important thing to know about gum disease is that you shouldn't ignore it.

Left untreated, gum disease will result in receding gums, bone loss, and ultimately may cost you your teeth. Studies show that periodontal disease is associated with heart disease, diabetes and cancer. It's important for your overall health that you get treatment.

PATIENT PREFERRED – MINIMIALLY INVASIVE

REPAIR is a clinically proven laser protocol used to treat gum disease, either in a small area or throughout the entire mouth. REPAIR offers significant advantages including:

- Helps preserve tissue and bone
- Reduces pain and discomfort compared to conventional treatment
- Reduces need for pain medication
- Promotes more rapid healing
- Reduces post-operative discomfort



DENTAL SURGICAL TREATMENT



Flap incision with Laser



Lesion/disease at the root end needs surgical excision



Bone drilling , lesion removal and root end excision with laser



Surgery comp

WHAT YOU SHOULD KNOW

A vast variety of dental soft and hard tissue surgery can be done with All tissue laser. Apicocectomy, biopsy, surgical crown lengthening, dental extraction and frenectomy

Cost of Laser assistd dental surgery may range fom 6000 INR - 25000 INR



"I felt virtually nothing! Even with no topical anesthetic and cutting the gums, there was no bleeding."

Charlie, Iowa
Waterlase Patient



Why Waterlase™ for Surgery?

Waterlase Dentistry™ treatment for oral surgery and periodontal treatment gives you important advantages over conventional treatment using scalpels and sutures. We offer Waterlase treatment to improve your comfortand help you heal faster with less pain.[1]

What Can Waterlase Dentistry Do?

We may use the Waterlase laser to treat your gums or other soft-tissue in your mouth to:

IMPROVE YOUR SMILE

We may recommend contouring or shaping your gums using Waterlase Dentistry to improve the appearance of your smile – safely removing excess gum tissue that may give you a "gummy" smile, or make your front teeth appear irregular in size or shape.







FIX A "TONGUE TIE" OR PREVENT GUM RECESSION

Connections that restrict the movement of your tongue or cause your gums to recede can be "released" with less post-operative pain.

REMOVE ORAL GROWTHS

Quickly and safely remove growths or excess tissue in your mouth including gum tissue over an unerupted tooth, small "tags" called papilla, and growths called fibromas.

TREAT PERIODONTAL DISEASE

We recommend using Waterlase Dentistry to remove debris and bacteria between your teeth and gums that can cause bleeding gums, gum recession and even loss of teeth. For moderate to severe gum disease, ask your doctor about REPAIR™ minimally invasive periodontal treatment.

	Conventional Treatment with Drill and Anesthetic	Waterlase Dentistry Treatment
BeforeYour Procedure	Local anesthetic with needles and shot usually required to preven pain.You wait while anesthetic takes effect.	Many procedures performed with Waterlase Dentistry require little or no topical anesthetic, so dentist can begin work right away.
During Your Procedure	Drills typically cause discomfort from heat, vibration and pressure from contact of the drill on your tooth. The scalpel causes bleeding.	The laser's light and gentle spray of water typically causes little to no discomfort. Laser treatment causes less bleeding.
After Your Procedure	You will typically have a numb lip or cheek which can restrict eating and speaking until the anesthetic wears off. Standard surgical healing times.	If anesthetic has not been required, you can return to normal activities immediately.Laser surgeries heal quicker with less post-op pain.

Smile All the Way Home with REPAIRTM Peri-Implant Laser Treatment

WHAT IS PERI-IMPLANT DISEASE?

Peri-implant diseases are inflammatory conditions affecting the soft-and hard-gum tissues around dental implants. Similar to a natural tooth, bacteria can build up on the base of the implant, below the gum line. Over time, the bacteria can irritate the gum tissue, causing it to become inflamed, damaging the tissue. If not caught early, it could also cause the bone structure below the implant to deteriorate.

PERI-IMPLANT DISEASES ARE CLASSIFIED INTO TWO CATEGORIES:

Peri-implant mucositis- gum-inflammation is found only around the soft-tissues of the dental implant, with no signs of bone loss. Generally, peri-implant mucositis is a precursor to peri-implantitis. Evidence suggests that peri-implant mucositis may be successfully treated and is reversible if caught early.



WHAT IS PERI-IMPLANT DISEASE?

Peri-implantitis- gum inflammation is found around the soft-tissue and there is deterioration in the bone supporting the dental implant. Peri-implantitis usually requires surgical treatment.

PATIENT PREFERRED – MINIMIALLY INVASIVE

REPAIR ImplantTM is a clinically proven laser protocol used to manage peri-implant disease, for one implant or multiple implants in your mouth. REPAIR implant offers significant advantages including:

- Helps save your ailing implant
- Reduces pain and discomfort compared to conventional treatment
- Reduces need for pain medication
- Promotes more rapid healing
- Reduces post-operative discomfort

BETTER PATIENT EXPERIENCE, FASTER HEALING

Today's laser technology is a major advancement in treatment. Patients treated with laser energy simply recover more quickly. The Waterlase iPlus™ performs incisions precisely and disinfects the operative site as it works, to help you heal faster.



MOUTH ULCERS



"I would definitely recommend it. The treatment was fast and the pain went away instantly."

Steve, California
Waterlase Patient



Pain Relief with Waterlase™

Canker sores and cold sores are a painful nuisance. They can make talking or eating difficult, and always seem to take forever to go away.



Fortunately, your Waterlase dentist can safely and efficiently treat these sores on your lips, tongue, inner cheek and gums-often relieving pain immediately.

Once your canker sore or cold sore has been diagnosed, Waterlase treatment is simple:

- Laser energy is applied to the sore for just a few seconds
- Most people experience immediate pain relief
- Sores typically heal faster when treated with laser
- You can probably avoid prescription medication for your sore, avoiding its side effects and potential drug interactions.

HAVE QUESTIONS ABOUT CANKER SORES, COLD SORES OR OTHER TYPES OF ORAL LESIONS?

Ask the dentist or one of our staff. Well be happy to explain all about the condition and laser treatment.

	Canker Sores	Cold Sores
Symptoms	Painful, open sores that appear inside lips & cheeks, at base of gums, or under tongue	Appear around the lips or at the corners of the mouth
Medical Name	Aphthous ulcers	Herpetic lesions
Cause	Stress, poor nutrition, food allergies, illness, hormonal changes, trauma	Outbreak of herpes simplex virus (HSV-1)

BEFORE



Large, inflamed cold sore before treatment.

AFTER WATERLASE TREATMENT



Same lesion after several seconds of treatment with the Waterlase laser. Patient reported immediate pain relief.

7 DAYS AFTER TREATMENT



Inflammation is gone and treated area is completely healed

INFANT DENTISTRY



"I was so frustrated and felt helpless. I didn't think we'd be able to breast feed. Waterlase helped my baby with her ability to latch on and now she is breast feeding properly"

Denise, Tennessee
Parent of Waterlase Patient





What is a Frenectomy?

A frenectomy is a simple procedure to remove the frenum, which is a small band of tissue. They can be found inside the middle-upper lip (Maxillary frenums),

Frenectomies are very common dental procedures performed with infants and children when the frenums restrict the range of motion in the lips or tongue (called Lip- or Tongue-tie).
A Waterlase frenectomy is a quick, minimally invasive procedure, which is virtually bloodless and can be comopleted in-office, with minimal to no local anesthesia. Patients usually experience minimal discomfort and faster healing as opposed to a scalpel
or scissor technique.

COMMON DIFFICULTIES WITH LIP-TIE

- Toddlers may have trouble eating from a spoon or eating finger foods
- Improper lip seal during nursing can be painful and create issues such as colic-like symptoms and decreased weight gain for newborns
- May lead to a higher likelihood of ooth decay and other dental issues

COMMON DIFFICULTIES WITH TONGUE-TIE

- Newborn babies show difficulty in latching or swallowing
- Children and teenagers can have speech and pronuciation difficulties
- Difficulties moving the tongue which may prevent the ability to clean teeth and keep lips moist

The Benefits of Waterlase Dentistry

MORE COMFORTABLE

Waterlase can rapidly remove soft tissue via a combination of air- and water-cooling, with the pulsing of laser energy for minimal patient discomfort. Waterlase also provides a safe option to avoid any injuries that a scalpel or scissor technique can present, due to children's involuntary movements. The laser energy stops bleeding before it starts, making the procedure less painful and significantly less traumatic for both patient and parent.

FASTER RECOVERY

Patients treated with Waterlase typically recover more quickly than traditional surgery. Healing can occur more rapidly with less discomfort for your child and a reduced need for post-operative medication. Lactation can begin immediately following the procedure.

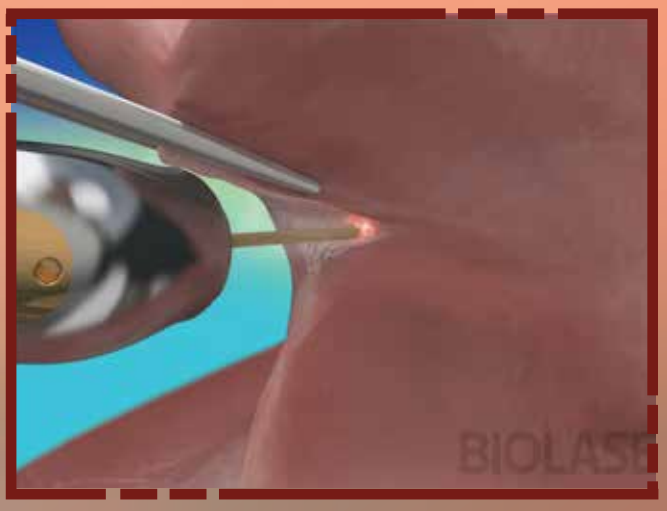

Waterlase uses laser energy and a gentle spray to release the frenum restriction and allow the proper range of motion.



Waterlase quickly removes soft tissue without the blood and trauma related to traditional methods. Patients usually experience less postoperative pain and faster recovery

CLINICAL APPLICATIONS



Apicoectomy



Class 1



Class 2



Gum Depigmentation

WATERLASE DENTISTRY CLINICAL APPLICATIONS



Rapid Endo



Repair(TM) Perio

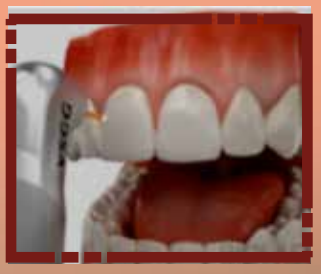

Veneer Removal



Repair(TM) Implant

WATERLASE DENTISTRY CLINICAL APPLICATIONS



Rapid Endo



Repair(TM) Perio



Veneer Removal



Repair(TM) Implant

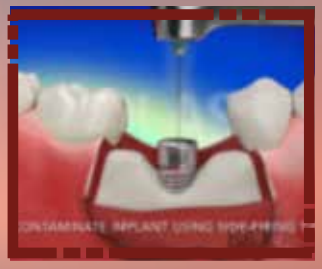

Open Flat Implant Debridement



Deciduous Class1



Class 2



Class 3

WATERLASE DENTISTRY CLINICAL APPLICATIONS



Troughing



Gingivectomy



Gingivoplasty



Flap Surgery



Closed-Flap Crown Lengthening

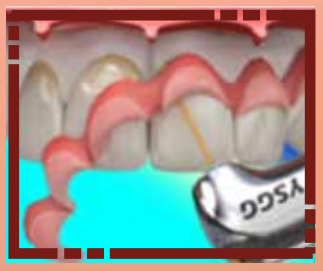

Open-Flat Crown Lengthening



Non-Surgical Perio Theraphy



Lingual Frenectomy

WATERLASE DENTISTRY CLINICAL APPLICATIONS



Maxillary Frenectomy



Open Flap for Perio Pathology



Implant Uncovering

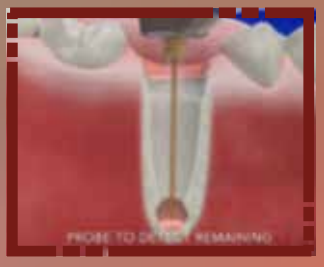

Inplant Socket Debridement

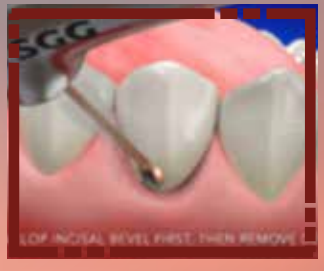

Class 5



Root Canal Cleaning and Disinfection

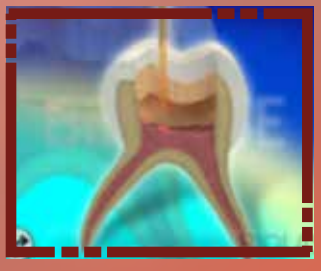

Deciduous Pulpotomy



Pulpotomy



YOUR SAFETY IS OUR # 1 PRIORITY

The health and safety of our patients and dental team is our top priority. We offer the best treatment alternatives and technology to ensure your safety and comply with the most recent CDC safety guidelines.

Waterlase dental laser provides a safe alternative to the dental drill which uses more water and creates more aerosol spray. Waterlase procedures are faster, gentler, and have faster recovery times.

- Minimally invasive, patient-friendly procedures
- Less pain and faster healing time
- Less usage of anesthetic for most procedures
- Single-visit treatments, eliminating referrals and specialist visits in many cases
- More relaxing dental care experience



ASK ABO8T :ATERLASE TODAY!

identity+ ®

Your identity is your smile

REPAIR

Waterlase
Laser Dentistry

A wide variety of Gum conditions like Gingivitis, Periodontitis, Gum abscess, Gum tightening etc can be undertaken with minimally invasive approach with dental laser ensuring faster healing, minimal pain and good results









NO DRILL

NO CUT

NO SUTURE

RESTORE

Waterlase
Laser Dentistry

Cavity or tooth decay is caused by acid producing bacteria's in mouth. Dental Laser helps in removing cavities without cutting healthy tooth structure.

There is no drilling required. Laser assisted cavity fillings are highly durable and long lasting too as compared to drilling.











NO DRILL

NO CUT

NO SUTURE

RCT

Waterlase
Laser Dentistry

Root Canal Treatment is done to remove infected nerves and blood vessels.Laser assisted RCT removes all infection by photo acoustic cleaning thus ensuring complete elimination of infection and can be effectively used to treat hopeless and difficult cases with ease and predictability.





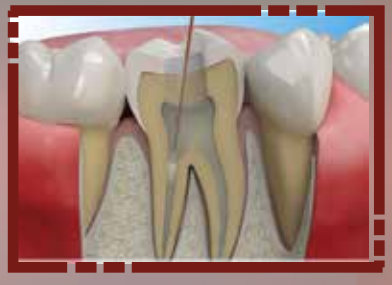





NO DRILL

NO CUT

NO SUTURE

REPLACE

Waterlase
Laser Dentistry™

All tissue laser is an asset for dental implant treatment. Dental implant socket disinfection, implant head exposure, and failing implant repair







NO DRILL

NO CUT

NO SUTURE





DENTAL IMPLANTS



Dental Implant Treatment with Laser



Bloodless Laser implant exposure





Laser assisted implant repair

WHAT YOU SHOULD KNOW

All tissue laser is an asset for dental implant treatment. Dental implant socket disinfection, implant head exposure, and failing implant repair

Cost of Laser Gum Treatment per implant on an average at identt plus is only 5000-8000 INR Average Time duraton : 30 mins- 40min per tot

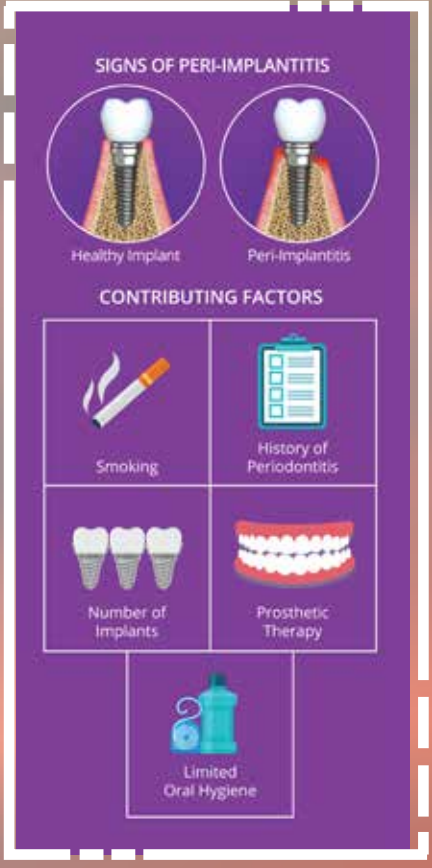

"After having this procedure done with the Waterlase, my doctor was able to save my implant and I was not in pain after the treatment."

David, Texas
Waterlase Patient

